








Activity 2: Soil Types

1. Take a handful of soil and wet it
2. Squeeze out the water
3. Make the shapes shown in order
4. When you can't make your shape you have your soil type

				
Cone	Ball	Straight worm	Bent cracked worm	Bent smooth worm

Shapes you can make	Soil Type
Cone only	Sandy
Cone and ball	Loamy sand
Cone, ball and straight worm	Loam
Cone, ball, worm and bent worm with cracks	Clayey loam
Cone, ball, worm and bent smooth worm	Clay

My results

	Shape made	Soil type
Soil 1		
Soil 2		
Soil 3		

Notes and observations
